



SMART WI-FI IN-LINE SWITCH

Model: PS-1614
Wi-Fi: IEEE 802.11 b/g/n(2.4GHz)
Max Load: 16A
SKU: SHA5300
RoHS
AC: 100-240V
MADE IN CHINA
L(OUT) N L(IN)


SKU Code: SHA5300

Smart WI-FI In-Line Switch



- 
Remote Switch
- 
Energy Saving
- 
Timing Delay
- 
State Feedback
- 
Multi-person Control
- 
A key to Add



 Download Our App
ENERJSMART

 WORKS WITH
Google Home

 WORKS WITH
amazon alexa

Product Overview

Wi-Fi In-line switch connects to the Internet through Wi-Fi network and controls the power of home appliances, smart phone or other device can control the switch of In-line switch and track the status of In-line switch at any place where network is available, one device can support more than one Wi-Fi In-line switch controller. Wi-Fi mini In-line switch using Smart Link net technology you can easily access settings, besides, it has timing function you can DIY for your favorite and power indicator for your energy tracking, let you have fun on local or remote control your home appliances, enjoy with it.

Features

- Support 2.4G Wi-Fi network.
- Just including this in line receiver module into any existing circuit and use it for on/off from your smart phone.
- Works with Amazon Alexa and Google home.
- Download our APP, add the device to pair and connect with your home Wi-Fi in easy steps.
- Supports status tracking and timely feedback to your device.
- Support Max 8 timing task.
- FCC, CE, ROHS, RED approval.

Specification

Color	White
Size	(L)90*(W)40*(H)25mm
Weight	46g
Voltage Range	90-250V AC
Max Current	10A Gang
Wireless Frequency	2.412-2.484GHz
Wireless IEEE Standards	IEEE 802.11b/g/n
Security Type	WEP61/WEP128/TKIP/CCMP(AES)
Security Mechanism	WEP/WPA-PSK/WPA2-PSK
Wireless Consuming	≤0.3W
Working Condition	Temp: -20~60°C Humidity: ≤80%